



# CRIMSON<sup>®</sup>

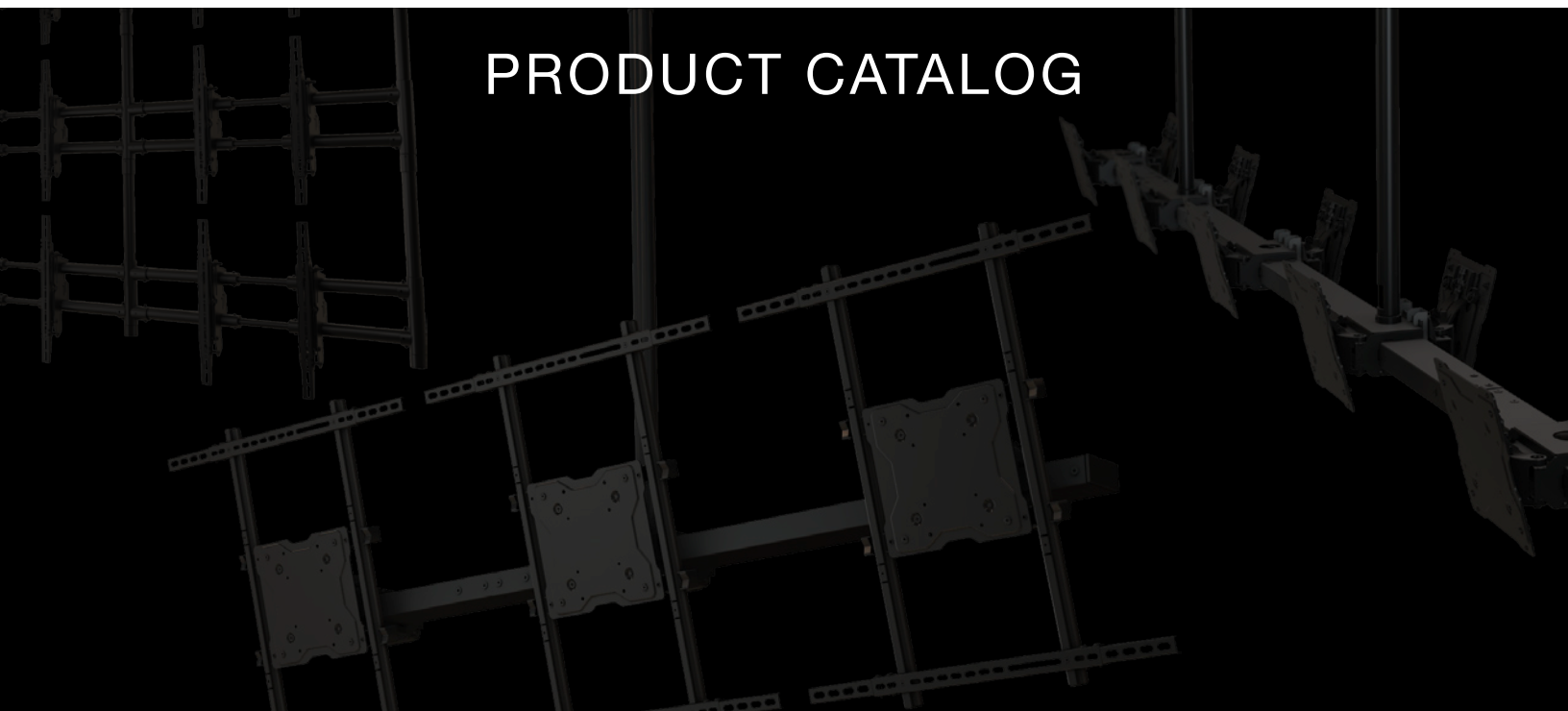
AV MOUNTING SOLUTIONS

Superior Product

Superior Service

Superior Value

## PRODUCT CATALOG





## Visit [crimsonav.com](http://crimsonav.com)

We have a host of tools available online to help you choose the perfect mounting solution for TVs, monitors, projectors, tablets and more. Whether you're new to the process or a seasoned professional, you'll find what you're looking for at [crimsonav.com](http://crimsonav.com).

### E-Z Mount Finder

**E-Z mount finder**

By make/model  
 Flat panel  Projector

Select Manufacturer ▼

---

By VESA/weight

H (mm)

W (mm)

TV Weight (LB)

**Search**

### Helpful tools to simplify your life







-  **Download**  
Product specifications
-  **Contractor's**  
Corner
-  **Learning**  
Center
-  **Deal Alerts!**  
Sign Up

Table of Contents	Page
Accessories	36-37
Articulating Arms	10-13; 32-33
Camera Mounts	35
Carts & Stands	27-31
Ceiling Mounts	22-23
Component Shelves	34
Desktop Stands	32-33
Kiosks	2-4
Menu Boards - Ceiling	20-21
Menu Boards - Wall	18-19
Outdoor Display	6-7
Projector Mounts	8-9
QSR Outdoor Menu Boards	5
Rack Enclosures	1
Video Walls	24-26
Wall Mounts - Flat	14-15
Wall Mounts -Tilt	16-17

## Whatever Your Market, Crimson Has You Covered.



Bars & Restaurants



Health Care



Broadcasting



Home Entertainment



Corporate




Information Technology



Digital Signage




Lodging & Hospitality



Education



Rental & Staging



Venues, Stadiums & Arenas



Security



## About Crimson AV

With extensive experience in the design, manufacturing and sale of professional-grade display mounting solutions for Residential and Commercial applications and by utilizing lean business practices, Crimson AV has developed a proprietary business model that provides maximum value with minimal cost. Not only do Crimson customers receive the best value, they also benefit from unparalleled customer service, an easy to use website and uncompromising design and build quality. A limited lifetime warranty and a 30-day 100% Satisfaction Guarantee ensures Crimson mount products will be trouble-free for years to come.

Learn more by visiting [www.crimsonav.com](http://www.crimsonav.com), by calling 866-MOUNT-TV, or by writing to [info@crimsonav.com](mailto:info@crimsonav.com).

## Quality and Service That is Second to None

We work hard every step of the way to ensure that the quality and feature set of every Crimson product surpasses your expectations. We care deeply about creating value and versatility in the solutions we provide and sell only what we ourselves would be proud to own and use.



### Guarantee

We are so confident in our products that we provide a 100% satisfaction guarantee. Within 30 days of your original purchase, if you are not 100% satisfied with your Crimson product, simply request an RMA, then ship your merchandise back. We will reimburse you for the cost of the product AND shipping. It's that simple.



### Warranty

At Crimson, our commitment to quality is unyielding and our dedication to delivering the finest AV mount solutions is unwavering. We design each of our products to be safe, solid and secure. If at any time you experience an issue with a product covered by our "Limited Lifetime Warranty," simply contact us for RMA instructions.

*\*Excludes kiosks, outdoor solutions and products with electronic components*

## Crimson Racks

Durable floor standing and wall mounted cabinets are completely preassembled and feature reversible tempered glass doors with a lock, removable side panels and rear doors for easy access to components. Floor standing models include heavy duty casters and leveling feet which bring the static load rating to 1760 lb.

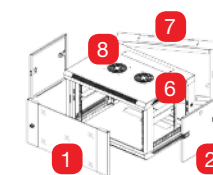
- Ships fully assembled
- Works with all standard 19" rack components
- Removable glass door, side panels and back panels
- Vented top, bottom and back
- Adjustable front and rear rails



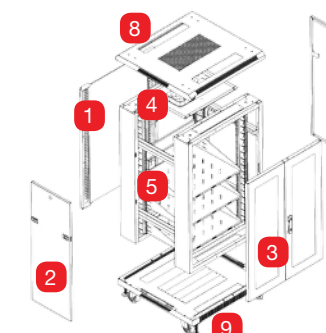
**RC12U**  
Wall Mounted Rack Enclosure With Hinged Back Door

**RC18U**  
Floor Standing Data Rack Enclosure

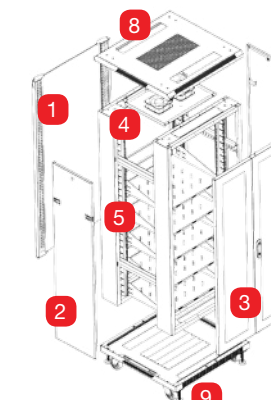
Product Detail		5	2U shelves and blanks
1	Reversible tempered glass front door with lock	6	Cutouts for optional dual fans
2	Removable side panels	7	Hinged back panel
3	Perforated double swing locking back doors	8	Top and bottom cable routing knockouts
4	Pre-installed dual fans	9	Casters and leveling feet



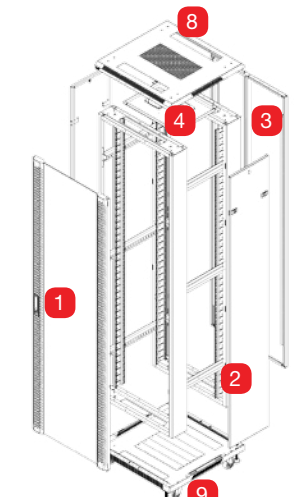
**RC12U**  
Wall Mounted Rack Enclosure



**RC18U**  
Floor Standing Rack Enclosure




**RC27U**  
Floor Standing Rack Enclosure



**RC42U**  
Floor Standing Rack Enclosure



RCF  
Double Fan Assembly



RCH500/1000  
Rack Screws



RCB2U  
2U Blank



RCDTV  
Direct TV Receiver Retrofit Bracket



RCS2U  
2U Component Shelf



RCS5U  
5U Component Shelf



### K20 Series

Floor standing portrait kiosk compatible with displays 46-65".

- 14 gauge steel construction
- 3/16" high impact acrylic front for a seamless appearance
- Sliding display shelf eliminates VESA pattern concerns
- Built in storage for housing components
- Can be secured to the floor using pre-drilled holes in the base
- Equipped with heat exhaust fans to eliminate heat buildup caused by the display and/or integrated electronics
- Can be hard wired to a junction box or simply plugged into a wall socket
- Custom colors and custom screen printing available




### K20F

Fully framed




### K20P

Frame open on top



### K35 Series

Fully integrated wall mounted enclosure compatible with displays 46-65" is rated for indoor use. Constructed with 14 gauge steel and 3/16" high impact acrylic front present a durable and seamless appearance. Easy assist gas shocks make opening the kiosk and accessing the display a cinch.



### KT300 Series

Floor standing tablet kiosk

- Holds tablet in portrait or landscape and can be easily switched between the 2 without removing the tablet
- Removable access panel allows for easy access to built in storage for housing power cords, external batteries and other accessories
- Lockable storage compartment
- Can be secured to the floor using pre-drilled holes in the base
- Available in a variety of standard and custom color configurations
- Custom colors and custom screen printing available



### KT300 Series

Compatible with most tablets on the market today. Customizable colors and screen printing to tailor the project look to your client's specifications. Solid steel construction with ability to bolt to the floor make the KT300 ideal for high traffic applications. Lockable storage compartment neatly stores batteries and manages power cords.



# Floor Standing Portrait Kiosks

## KE20 Series (outdoor)

- Floor standing kiosk in portrait orientation compatible with Samsung and Dynascan displays (46" & 55" models)
- IP56 rated
- Wind load rated to 90, 120, 150 mile per hour wind loads under soil classes 4 and 5
- 14 gauge steel construction
- 4mm AR coated tempered safety glass
- Built in storage for housing media players and other integrated electronics
- Can be secured to the floor using pre-drilled holes in the base
- Equipped with heat exhaust fans to eliminate heat buildup caused by the display and/or integrated electronics
- Custom colors and custom screen printing available



### SUPERIOR COOLING

#### Two Fans

Equipped with heat exhaust fans to eliminate heat buildup caused by the display and/or integrated electronics.

### SECURE

#### Dual Steel Keyed Locks

Two steel keyed locks secure the dual back door compartment.

### VENTILATED

#### Air Intake

Vents positioned at bottom to direct airflow over components and display and out the top vented fans.

### POWER ACCESS

#### Internal Access

Internal access hole for conduit entry into cabinet



### COMPATIBILITY

47" or 55" Samsung and Dynascan Displays

### WEATHERPROOF

#### Covered Heat Exhaust

Protected heat exhaust cover keeps the elements out of the kiosk.

### COMPONENT SHELF

#### Secure Organized Storage

Easily attach components to adjustable shelf for secure ventilated placement.

### OPTIONAL ACCESS

#### Optional Knockouts

Knockouts to route power cables through on either side.

# QSR Outdoor Enclosures

## Single, Double and Triple Configurations

- Floor standing kiosk in portrait orientation compatible with Samsung and Dynascan displays (46" & 55" models)
- IP56 rated
- Wind load rated to 90, 120, 150 mile per hour wind loads under soil classes 4 and 5
- 4mm AR coated tempered safety glass
- Built in storage for housing media players and other integrated electronics
- Slotted base plate for securing to foundation
- Equipped with heat exhaust fans to eliminate heat buildup caused by the display and/or integrated electronics
- Custom colors available



## QSR Outdoor Enclosures for Samsung and Dynascan 46" & 55" High Bright Displays



### QSR155

- IP56 rated and environmentally tested to -40c to +50c at 90% R. H.
- CFM rated exhaust system maintains temperature no greater than 10° above ambient

### QSR255

- Triple edge bonded anti-glare glass with AR coating
- Custom colors available

### QSR355

## QSR Outdoor Stands for LG 55XE3C 55" Enclosed Outdoor Displays



### SOP55XE31 & SOP55XE31M

### SOP55XE32

### SOP55XE33



## Wallros™ Fully Enclosed Outdoor Display

- Super-Bright 3500 NITs
- IP56 rated and environmentally tested to -40°C to +50°C at 90% R. H.
- CFM rated exhaust system maintains temperature no greater than 10° above ambient
- Triple edge bonded anti-glare safety glass with AR coating
- Custom colors/printing available


### POWER ACCESS

Main Power Terminal Access

VESA PATTERN  
400mmx400mm

### CONTROL ACCESS

Manual Display Controls



## Outdoor rated high-brightness display

Fully protected from the elements and temperature controlled display delivers 3500 NITs and anti-glare glass for sunlit environments. Includes a proprietary 8-stage filtration system that eliminates the need to replace filter media.

### PANEL

LCD Panel Type	54.64 inches IPS LCD
Resolution	1920 x 1080
Backlight	LED
Brightness	3500 nit
Temperature	D65 (6500 K)
Contrast Ratio	3,000:1 (static), 1,000,000:1 (dyn)
Color Depth	8 bits
Response Time	9 ms (typ)
Viewing Angle	178° / 178°
Light Life	100,000 hrs (typ.)
Blackening Defect Free Panel Surface	Up to 110°C (230°F) AR 1.5%, 2H

### ENVIRONMENT

Operating Temperature	-40° C ~ 50° C
Storage Temperature	-40° C ~ 60° C
Humidity	10% ~ 90% RH Non-condensing
Non-condensing Rating	IP56

### MECHANICAL

Bezel Width	27/32" on all (4) sides
Cabinet Color	Black standard / custom colors
Monitor Weight (set/package)	90.6 LBS / 102.6 LBS
VESA Mounting (dimension)	400 x 400 mm
Internal Fan	A/C with thermostat control
Orientation	Landscape

### POWER

Power Supply	Internal
Rated Voltage	100 V ~ 240 V, 50 Hz / 60 Hz
Power On Mode	200 W (typ), 290 W (max)
Power Saving Mode	< 1 W
AC Out	< 100 W

### USER INTERFACE

Language	English
Daisy Chain	DVI, RS-232
Proof of Image Retention	Yes
Dimming Control (DCR)	Yes
Built-in Video Wall Support	Up to 6x6
ID Setting for Daisy Chain	Yes
On/Off Scheduling	Yes
Ambient Light Sensor	Yes
Total Turn-on time	Yes
Internal Temperature Sensor	Yes
Network Control	RS-232, RJ45
OSD Menu Rotation	Yes

### I/O PORTS

DVI-D Port	In (x1), Out (x1)
RS-232	In (x1), Out (x1)
RJ-45	In (x1)
Audio	In (x1), Out (x1)

### ACCESSORIES


Included Accessories	Power Cord, DVI cable, RJ45 cable, RS232 cable, Remote controller, Batteries, QSG
Optional Accessories	AD Box, E xtension Sensor Kit

### ENCLOSURE CONSTRUCTION

Material	14 GA. Galvannealed ASTM A 653
Paint & Primer	Powder Epoxy Hybrid AAMA 2603
Graffiti Resistant	Yes
Rating	IP56

### CERTIFICATIONS

CE / FCC / ROHS



### AIR INTAKE

**Proprietary Mechanical Filter Intake Port**

Proprietary 8-stage filtration system eliminates the need to replace filter media.

### CABLE ACCESS

**Dual Layered Cord Grip**

Dual layered cord grip prevents water ingress.

### EXHAUST PORT

**Three Second Air Exchange**

Internal fan allows for a 3 second air exchange.




### JR3/JR3XL SyncPro™

The JR3 SyncPro™ projector mount is the premier projector mount on the market today. With large, easy to rotate knobs for adjusting roll, pitch and yaw, completely accurate positioning is simple and straightforward.

Mounts directly to 1.5" NPT threaded pipe or ceiling structure.



**JR3W & JR3XLW**  
Also available in white.



### JR2/JR2A

Two-piece design for easy installation via click-in-place quick release. A total of 12 adjustment points; 6 for pitch and 6 for roll to ensure that projector stays in place and does not slip after installation.

Mounts directly to 1.5" NPT threaded pipe.



**JR2A**  
Mechanical lens shift post installation.



### JR

With only 4 points of adjustment for pitch and yaw installation is quick and easy. Quick release mechanism allows projector to be easily removed for service.

Mounts directly to 1.5" NPT threaded pipe or ceiling structure.




**JRW**  
Also available in white.



### JKS3-11A

Universal ceiling projector kit with suspended ceiling adapter and 6" to 11" adjustable drop length



JKS3-11AW

### JKR2-11A

Universal ceiling projector kit with JR3 Universal adapter and 6" to 11" adjustable drop length



### JKR-24A

Universal ceiling projector kit with JR Universal adapter and 18" to 24" adjustable drop length



	Color/Model	Short Throw Extension	Description	Max Mounting Pattern	Load Capacity	Micro Adjust	Drop Length	Complete Kit
Universal Projector Mounts	● JR ○ JRW	-	Universal projector mount with 1.5" NPT interface	16.9" (430mm) diameter	50 lb	-	-	-
	● JR2 ● JR2A	-	Universal projector mount with 12 adjustment points and lateral adjustment (JR2A only)	18.1" (460mm) diameter	70 lb	-	-	-
	● JR3 ○ JR3W	-	Universal projector mount with fingertip micro adjustment	13.8" (351.5mm) diameter	70 lb	Yes	-	-
	● JR3XL ○ JR3XLW	-	Universal projector mount with fingertip micro adjustment	21.1" (536.6mm) diameter	70 lb	Yes	-	-
Ceiling Projector Kits	● JKR-11A ● JKR-18A ● JKR-24A	-	Universal projector ceiling kit with JR interface	16.9" (430mm) diameter	50 lb	-	6-11" 12-18" 18-24"	Yes
	● JKR2-11A ● JKR2-18A ● JKR2-24A	-	Universal projector ceiling kit with JR2 interface	18.1" (460mm) diameter	70 lb	-	6-11" 12-18" 18-24"	Yes
	● JKR3-11A ● JKR3-18A ● JKR3-24A	-	Universal projector ceiling kit with JR3 interface	13.8" (351.5mm) diameter	70 lb	Yes	6-11" 12-18" 18-24"	Yes
	● JKS-11A ○ JKS-11AW ● JKS-18A ● JKS-24A	-	Universal projector suspended ceiling kit with JR interface	16.9" (430mm) diameter	50 lb	-	6-11" 12-18" 18-24"	Yes
	● JKS2-11A ● JKS2-18A ● JKS2-24A	-	Universal projector suspended ceiling kit with JR2 interface	18.1" (460mm) diameter	60 lb	-	6-11" 12-18" 18-24"	Yes
	● JKS3-11A ○ JKS3-11AW ● JKS3-18A ● JKS3-24A	-	Universal projector suspended ceiling kit with JR3 interface	13.8" (351.5mm) diameter	60 lb	Yes	6-11" 12-18" 18-24"	Yes
	● JKTWIN	-	Stacked 2-projector kit with JR3 interface	13.8" (351.5mm) diameter	70 lb	Yes	-	Yes
	Short Throw Mounts	● JS1 ● JSK1	16" or 30"	1-stud short throw arm 1-stud arm and mount kit (K)	16.9" (430mm) diameter	50 lb	-	-
● JS2 ● JSK2		16", 30" or 55"	2-stud short throw arm 2-stud arm and mount kit (K)	16.9" (430mm) diameter	50 lb	-	-	No Yes
● JSK2F		7.3" to 30" or 30" to 55"	Short throw projector kit with JR interface (dual stud)	16.9" (430mm) diameter	50 lb	-	-	Yes


### Projector Accessories

A wide variety of projector mount accessories are available. If you don't see what you're looking for below, contact us and we will find a solution that best suits your needs.





**AU65 World's Thinnest Articulating Mount**  
 World's thinnest articulating mount solution for 13" to 65" displays. Securely holds flat panel displays a mere 1.09" from the wall when retracted and a full 20" when extended.



**A40**  
 Articulating mount for 13" to 40" displays  
 Multiple joint mount holds display 2.5" from wall when retracted and 21" when fully extended.



**A55**  
 Articulating mount for 37" to 55"+ displays  
 Smooth tilt adjustments of +15° forward and -5° back with a locking knob and 6° side-to-side roll.



**A63I & VFB16B (black) or VFB16 (white)**  
 Articulating mount for 37" to 65"+ displays and VersaFit™ in-wall box. VersaFit™ is a unique in-wall box with two standard size knockouts for electrical junction boxes that comply with all US electrical codes, and includes a ground wire screw for added safety. A63I is an articulating mount for 37" to 65"+ displays that works exclusively with VersaFit™ in-wall boxes.




**A65**  
 Articulating mount for 37" to 65"+ displays



Color/Model	Display Size	Description	Max Mounting Pattern	Load Capacity	Tilt° +/-	Extension Closed	Extension Open
● AU42	13-42"	Ultra-flat articulating mount	200x200mm	80 lb	15°/5°	1.09"	20"
● AU65 ● AU65WP20	13-65"	Ultra-flat articulating mount (WP20 with dual stud adapter)	600x400mm	80 lb	15°/5°	1.09" 1.19"	20"
● A30F	10-30"	Articulating mount	100x100mm	30 lb	15°/15°	2" 2.18"	14.6"
● A32F	13-32"	Articulating mount	200x100mm	30 lb	15°/15°	2"	14.6"
● A34 ● A34100	13-34"	Articulating mount	200x200mm 100x100mm	30 lb	15°/5°	2.18"	20.7"
● A37F	13-37"	Articulating mount	200x200mm	80 lb	15°/5°	2.9"	15.4"
● A40	13-40"	Articulating mount	200x200mm	80 lb	15°/5°	2.5"	21"
● A46F	26-46"+	Articulating mount	454x401mm	100 lb	15°/5°	3.8"	15.5"
● A46VF	13-46"	Articulating mount	400x400mm	80 lb	15°/5°	3.1"	15.7"
● A47V	13-47"	Articulating mount	400x400mm	80 lb	15°/5°	2.7"	21"
● A55	37-55"+	Articulating mount	690x540mm	150 lb	15°/5°	3.5"	27"
● A55V	32-55"+	Articulating mount	400x400mm	150 lb	15°/5°	3.5"	27"
● AH55VLP	32-55"	Dual display articulating mount	400x400mm	150 lb per display	15°/5°	3.5"	27"
● A55VSB	32-55"+	Articulating mount	400x300mm	150 lb	15°/5°	3.8"	27.4"
● A60U	37-60"	Articulating mount	723x401mm	80 lb	15°/5°	3"	21"
● A63F	37-63"+	Articulating mount (dual arm construction)	723x501mm	130 lb	15°/5°	3.8"	15.5"
● A63I	37-63"+	Articulating mount	723x501mm	150 lb	15°/5°	1.4"	27"
● A65	37-65"+	Articulating mount (heavy duty dual arm)	800x672mm	200 lb	15°/5°	3.4"	27"
● A50HL	32-50"	Hospitality articulating wall mount with integrated security	454x401mm	150 lb	-	2.9"	14.67"
● A86F	37-86"+	Articulating mount	711x223mm	130 lb	-	2.88"	14.66"

Articulating Mounts





## A50HL



Hospitality articulating wall mount with integrated security

- Security covers block access to monitor attachment points and prevents tampering and removal
- One touch proprietary lock and key system for added security
- 0-55 degree rotation option
- Through column cable management
- Universal design fit displays with mounting patterns up to 454x400mm
- VESA compatible 100x100mm through 400x400mm



## A86F


Designed for the LG ultra stretch display (86BH5C) or other displays with up to 600x200mm VESA mounting pattern in landscape orientation. Multiple joint arms position display 2.88" from wall when retracted and 14.66" when fully extended. Holds display in a 0° tilt position and incorporates post installation leveling/vertical adjustment. Lateral shift to align multiple displays at both display and wall plate.



Color/Model	Display Size	Description	Max Mounting Pattern	Load Capacity	Tilt° +/-	Extension Closed	Extension Open
● P30F	10-30"	Single link pivoting mount	100x100mm	30 lb	15°/15°	2"	7.2"
● P30H	13-37"	U-Hook pivoting mount for displays up to 100x100mm	100x100mm	80 lb	15°/5°	2.97"	6.75"
● PR30	10-30"	Pivoting mount with portrait to landscape rotation	100x100mm	30 lb	30°/30°	3.83"	3.83"
● PV100	10-30"	Single link pivoting mount	100x100mm	30 lb	15°/5°	2.54"	2.54"
● P32F	13-32"	Single link pivoting mount	200x100mm	30 lb	15°/15°	2"	7.2"
● P37F	13-37"	Single link pivoting mount	200x200mm	80 lb	15°/5°	2.8"	7.9"
● P37H	13-37"	U-Hook pivoting mount for displays up to 200x200mm	200x200mm	80 lb	15°/5°	2.97"	6.75"
● P55V	32-55"+	Single link pivoting mount	400x400mm	150 lb	15°/5°	3.6"	14.6"
● P60U	37-60"	Single link pivoting mount	723x401mm	80 lb	15°/5°	4.09"	9.2"
● P65	37-65"+	Single link pivoting mount	800x672mm	150 lb	15°/5°	3.5"	14.5"

### P37F

Single link pivoting mount for 13" to 37" displays. Smooth tilt adjustments of +15° forward and -5° back with a locking knob.



### P30H/P37H

Pivoting arm with hook mount attachment for 13" to 37"+ flat panel screens (up to 200x200mm VESA patterns)



### DVD2100

Allows mounting of an accessory such as DVD player or a cable box under the TV in a ceiling or articulating arm application. Attaches to mounts with 100x100mm or 200x200mm VESA hole pattern.





## Universal Flat Wall Mount Features

- Post-installation leveling (A-adjustable models)
- Click in place screen placement without use of tools (A-adjustable models)
- Securing screws locks secure display to the wall plate for additional security
- Universal design
- VESA compatible
- Low-profile, holds screen close to wall for a clean look
- Open wall plate allows easy access for wiring
- Lateral shift for perfect placement

## F55A / F55

Universal flat wall mount for 32" to 55" screen sizes



**Quick Release**  
Models with post-installation leveling utilize a spring loaded click in place mechanism with securing screw.





**Leveling**  
Easy post-installation leveling with the turn of a screw.

**Click In Place**  
Unique all steel click-in-place easy install and removal feature


## RSF100

Robust Series Flat mount for large-format and interactive displays 100"+ with lateral shift and post-installation leveling.



## KBAR1

Adjustable sound bar speaker mount with Universal hole patterns to fit a wide selection of flat panel displays.



Color/Model	Display Size	Description	Max Mounting Pattern	Load Capacity	Distance From Wall	Post-Install Leveling
● F30	10-30"	Flat wall mount for 10" to 30" monitors	100x100mm	40 lb	0.75"	-
● F32	13-32"	Flat wall mount for 13" to 32" monitors	200x100mm	40 lb	0.75"	-
● F37	13-37"	Flat wall mount for 13" to 37" monitors	200x200mm	80 lb	0.75"	-
● F46	26-46"+	Flat mount for 26" to 46"+ displays	452x401mm	150 lb	1.2"	-
● F46A	26-46"+	Flat mount with post-install leveling for 26" to 46"+	446x402mm	150 lb	1.4"	Yes
● F55	32-55"+	Flat mount for 32" to 55"+ displays	660x501mm	200 lb	1.2"	-
● F55A	32-55"+	Flat mount with post-install leveling for 32" to 55"+	660x502mm	200 lb	1.4"	Yes
● F63	37-63"+	Flat mount for 37" to 63"+ displays	838x501mm	200 lb	1.2"	-
● F63A	37-63"+	Flat mount with post-install leveling for 37" to 63"+	832x601mm	200 lb	1.4"	Yes
● FP63A	37-63"+	Flat portrait with post-install leveling for 37" to 63"+	446x601mm	150 lb	1.4"	Yes
● F80A	46-65"+	Flat mount with post-install leveling for 46" to 65"+	1096x601mm	300 lb	1.4"	Yes
● FU46	26-46"+	Ultra-flat mount for 26" to 46"+ displays	401x401mm	80 lb	0.39"	-
● FU55	30-55"+	Ultra-flat mount for 30" to 55"+ displays	602x402mm	100 lb	0.39"	-
● FU60	37-60"+	Ultra-flat mount for 37" to 60"+ displays	826x401mm	150 lb	0.39"	-
● FU65	37-65"+	Ultra-flat mount for 37" to 65"+ displays	826x652mm	150 lb	0.39"	-
● F86LG	37-86"+	Flat mount with post-install leveling for displays with max vertical VESA of 200mm	794x200mm	150 lb	1.39"	Yes
● RSF100	70-100"+	Robust Series Flat Mount for displays 100"+ and up to 400 lbs.	1300x600mm	400 lb	1.97"	Yes

Flat Wall Mounts

## Accessories to ensure a fast professional installation





## Universal Tilting Wall Mount Features

- Post-installation leveling (A-adjustable models)
- Click in place screen placement without use of tools (A-adjustable models)
- Optional one touch lock and key system for added security (L/LL security models)
- Universal design
- VESA compatible
- Smooth tilt adjustment +15° forward to -5° back with a locking knob
- Open wall plate allows easy access for wiring
- Lateral shift for perfect placement



Spring loaded click in place attachment with securing screw. (models with post-installation leveling)



**Lock**  
One touch lock and key system for added security. (L and LL models)

**T55**  
Universal tilting mounts for 32" to 55"+ screen sizes with post-installation leveling.



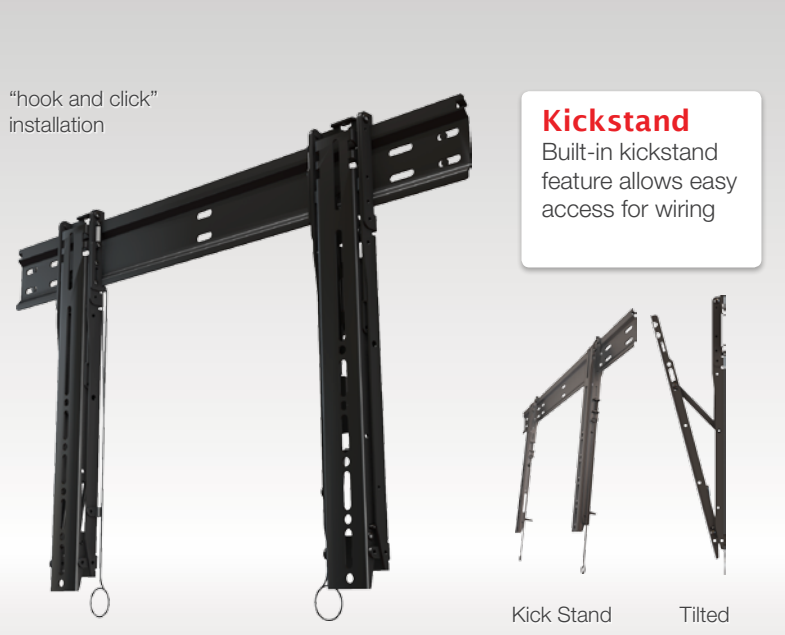
**Leveling**  
Easy post-installation leveling with the turn of a screw (A-adjustable models).

Color/Model	Display Size	Description	Max Mounting Pattern	Load Capacity	Tilt° +/-	Distance From Wall	Post-Install Leveling
● T30	10-30"	Tilt mount for 10" to 30" monitors	100x100mm	40 lb	15°/15°	1.5"	-
● T32	13-32"	Tilt mount for 13" to 32" monitors	200x100mm	40 lb	15°/5°	1.5"	-
● T37	13-37"	Tilt mount for 13" to 37" monitors	200x200mm	80 lb	15°/5°	1.7"	-
● T46 ● T46A	26-46"+	Tilt mount for 26" to 46"+ displays T46A has post-install leveling	452x401mm	150 lb	15°/5°	2.2"	-
● T46L ● T46LL	26-46"+	Tilt mounts with one touch lock and key security 26" to 46"+	452x401mm	150 lb	15°/5°	2.2"	Yes
● T55 ● T55A	32-55"+	Tilt mount for 32" to 55"+ displays T55A has post-install leveling	660x501mm	200 lb	15°/5°	2.2"	-
● T55L ● T55LL	32-55"+	Tilt mounts with one touch lock and key security for 32" to 55"+	660x501mm	200 lb	15°/5°	2.2"	Yes
● T63 ● T63A	37-63"+	Tilt mount for 37" to 63"+ displays T63A has post-install leveling	838x502mm	200 lb	15°/5°	2.2"	-
● T63L ● T63LL	37-63"+	Tilt mounts with one touch lock and key security 37" to 63"+	838x502mm	200 lb	15°/5°	2.2"	Yes
● TP63	37-63"+	Tilt portrait mount for 37" to 63"+ displays	451x629mm	200 lb	15°/5°	2.09"	-
● TP63A	37-63"+	Tilt portrait with post-install leveling for 37" to 63"+	452x629mm	200 lb	15°/5°	2.2"	Yes
● T80	46-65"+	Tilt mount for 46" to 65"+ displays	1105x629mm	250 lb	8.5°/5°	2.09"	-
● T80A	46-65"+	Tilt mount with post-install leveling for 46" to 65"+	1105x629mm	300 lb	15°/5°	2.09"	Yes
● TU46	26-46"+	Ultra-flat mount with tilt for 26" to 46"+ displays	400x402mm	80 lb	15°/0°	0.97"	Yes
● TU55	32-55"+	Ultra-flat mount with tilt for 32" to 55"+ displays	602x402mm	100 lb	15°/0°	0.97"	Yes
● TU65	37-65"+	Ultra-flat mount with tilt for 37" to 65"+ displays	820x601mm	120 lb	15°/0°	0.97"	Yes

Tilt Wall Mounts

## TU Series Ultra Thin Tilt Mounts

Ultra thin universal design holds flat panel screens only .97" (24.6mm) from wall. A perfect match for today's slim TVs. Post-installation leveling feature allows for perfect screen positioning even when ceiling is not perfectly level. Quick and secure "hook and click" installation with built-in kickstand feature that allows easy access for wiring.

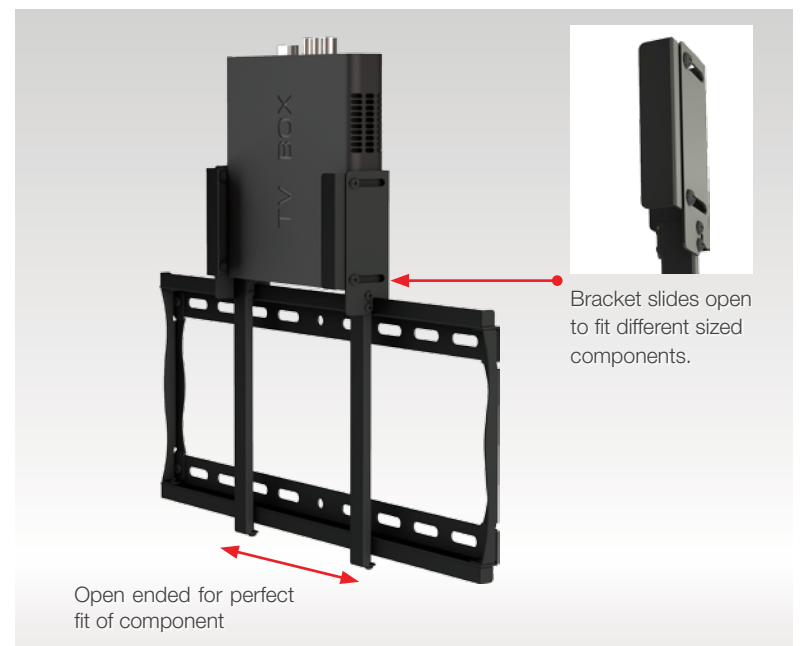


**Kickstand**  
Built-in kickstand feature allows easy access for wiring

Kick Stand Tilted

## ADCPU40

Universal CPU/control box bracket. Compatible with all Crimson universal wall plates included with any flat, tilt, menu board or video wall mount.



Bracket slides open to fit different sized components.

Open ended for perfect fit of component

Accessories to ensure a fast professional installation





### Modular Wall Mounted Multi-Display Solutions

Our modular Menu Board mount systems feature convenient per-display pricing that simplifies the specification and ordering process significantly. Simply note the model, quantity and orientation of the displays to be used - we'll kit the complete mount system and ship it to the location requested. The process is quick and easy and the solution is second to none.

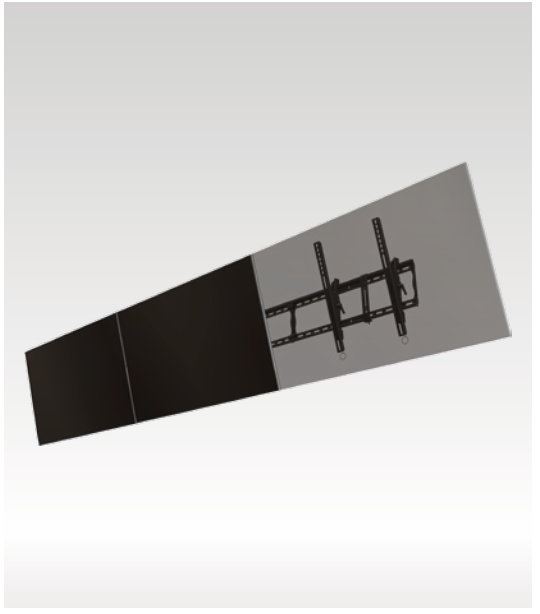



Wall mounted Menu Board systems are available in portrait (WMP) and landscape (WML) orientation. Visit [crimsonav.com](http://crimsonav.com) for configuration options.

#### WML55 (Landscape)


Expandable wall mounted Menu Board system in landscape orientation for 32" to 55" displays

- Simplified Per-Display pricing
- Infinitely expandable
- Universal design
- VESA compatible up to 800x600mm
- Post-installation leveling and cable management
- Easily assembled by a single installer
- Click-in-place feature with optional securing screw ensures safe and secure installations



#### WMP47

Wall mounted Menu Board system for portrait orientation 40" to 47" displays



#### WMP65

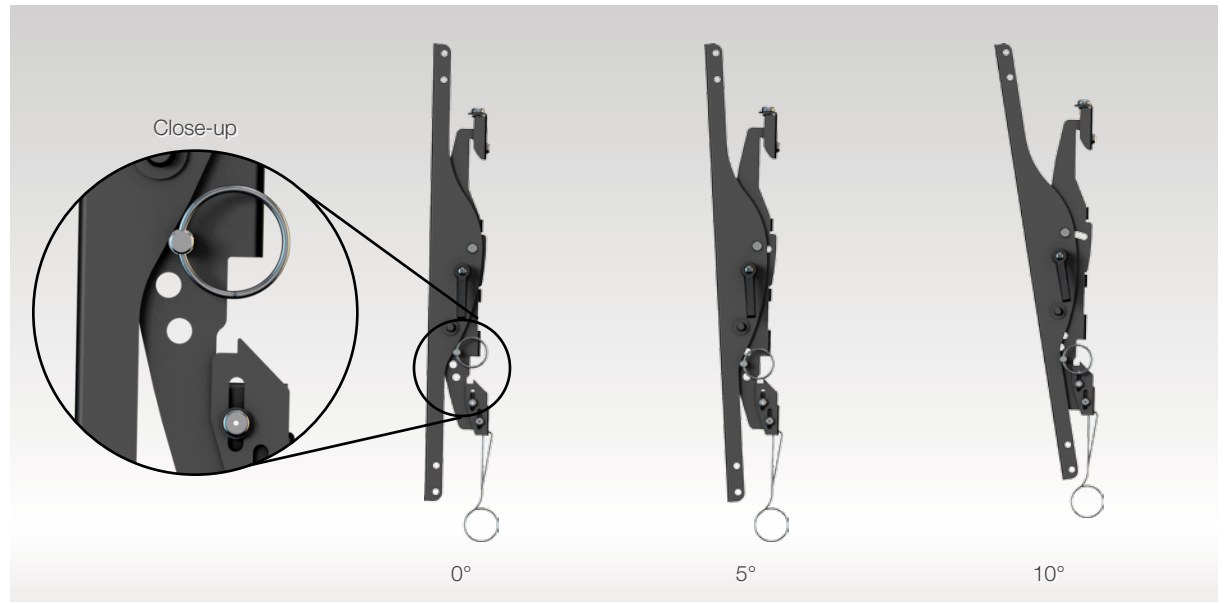
Wall mounted Menu Board system for portrait orientation 60" - 65"+ displays




### Easily Pre-Set Tilt Angles

Easily set the same angle for all displays using included locking pins at 0°, 5° or 10°.

Even with the pin engaged, installer retains the ability to tilt back each screen in order to engage the security locking screw.



Color/Model	Display Size	Description	Max Mounting Pattern	Load Capacity	Tilt° +/-	Orientation	
						Portrait	Landscape
● WMP47	40-47"	Wall portrait menu board system-up to 47" displays	CUSTOM x 757mm	200 lb per display	10°/5°	Portrait	-
● WMP55	50-55"	Wall portrait menu board system-up to 55" displays	CUSTOM x 757mm	200 lb per display	10°/5°	Portrait	-
● WMP65	60-65"+	Wall portrait menu board system-up to 65"+ displays	CUSTOM x 757mm	200 lb per display	10°/5°	Portrait	-
● WML47	40-47"	Wall landscape menu board system-up to 47" displays	CUSTOM x 757mm	200 lb per display	15°/5°	-	Landscape
● WML55	50-55"	Wall landscape menu board system-up to 55" displays	CUSTOM x 757mm	200 lb per display	15°/5°	-	Landscape
● WML65	60-65"+	Wall landscape menu board system-up to 65"+ displays	CUSTOM x 757mm	200 lb per display	15°/5°	-	Landscape





## Modular Ceiling Mounted Multi-Display Systems

Expandable ceiling mounted Menu Board systems are available in portrait or landscape orientation for 32" to 65"+ displays. Multiple mounts can be combined in-line and oriented in the same or different manner to create a custom solution that suits your specific needs.

### In Line CM Systems

- Infinitely expandable
- Quick and simple per-display pricing
- Universal design
- VESA compatible up to 800x600mm
- Lateral shift for perfect positioning
- Post-installation leveling and cable management
- Add fixed or adjustable columns (E-Series or EA-Series) to complete the solution

#### CMD2V

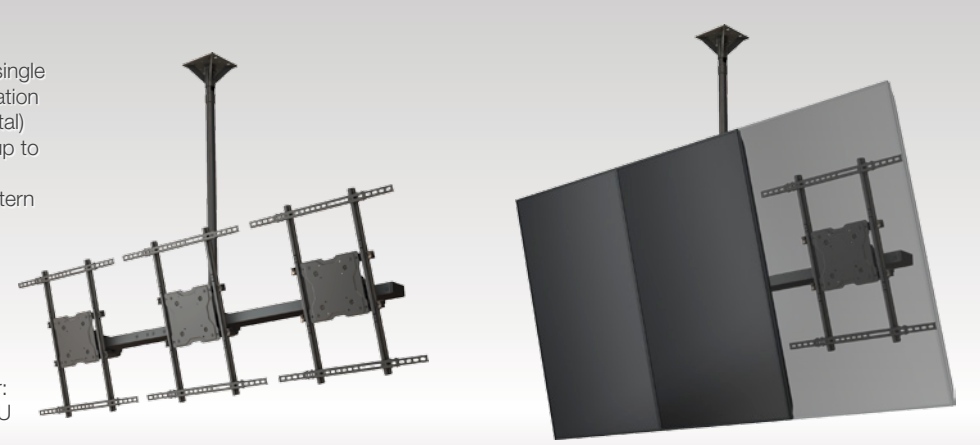
Shown: 1x5 back to back configuration (10 displays total) for TVs with 200x200mm mounting pattern



How to Order:  
5 ea. of CMD2V

#### CM8U

Shown: 1x3 single side configuration (3 displays total) for TVs with up to 800x600mm mounting pattern



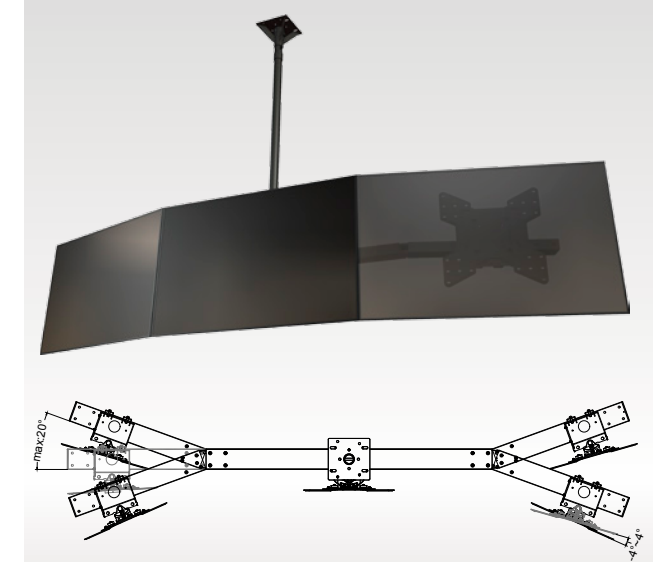
How to Order:  
3 ea. of CM8U

### Curved CMW Kits

- 3 or 4 display systems
- Outside displays pivot to achieve either convex or concave configurations

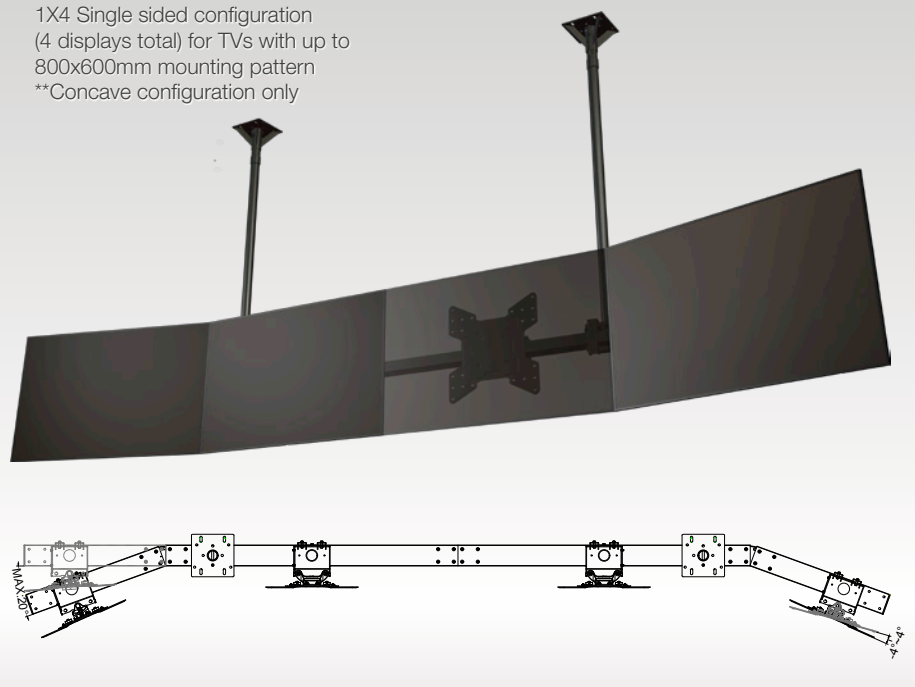
#### CMW3KIT-4V

1X3 Single sided configuration (3 displays total) for TVs with up to 800x600mm mounting pattern  
\*\*Convex or concave configurable



#### CMW4KIT-4V

1X4 Single sided configuration (4 displays total) for TVs with up to 800x600mm mounting pattern  
\*\*Concave configuration only



Color/Model		Display Size	Description	Max Mounting Pattern	Load Capacity	Tilt° +/-	Orientation
	● CM2V	Any (Max VESA 200x200mm)	Ceiling mounted modular multi-display / menu board system	200x200mm	150 lb per display	15°/5°	Landscape/Portrait
	● CM4V	Any (Max VESA 400x400mm)	Ceiling mounted modular multi-display / menu board system	400x400mm	150 lb per display	15°/5°	Landscape/Portrait
	● CM8U	Any (Max VESA 800x600mm)	Ceiling mounted modular multi-display / menu board system	800x672mm	150 lb per display	15°/5°	Landscape/Portrait
	● CMD2V	Any (Max VESA 200x200mm)	Ceiling mounted modular multi-display / menu board system	200x200mm	150 lb per display	15°/5°	Landscape/Portrait
	● CMD4V	Any (Max VESA 400x400mm)	Ceiling mounted modular multi-display / menu board system	400x400mm	150 lb per display	15°/5°	Landscape/Portrait
	● CMD8U	Any (Max VESA 800x600mm)	Ceiling mounted modular multi-display / menu board system	800x672mm	150 lb per display	15°/5°	Landscape/Portrait
	● CMW3KIT-4V	Any (Max VESA 400x400mm)	Convex/concave ceiling mounted modular multi-display system	400x400mm	50 lb per display	0°	Landscape/Portrait
	● CMW3KIT-8U	Any (Max VESA 800x600mm)	Convex/concave ceiling mounted modular multi-display system	800x672mm	50 lb per display	0°	Landscape/Portrait
	● CMW4KIT-4V	Any (Max VESA 400x400mm)	Convex/concave ceiling mounted modular multi-display system	400x400mm	50 lb per display	0°	Landscape/Portrait
	● CMW4KIT-8U	Any (Max VESA 800x600mm)	Convex/concave ceiling mounted modular multi-display system	800x672mm	50 lb per display	0°	Landscape/Portrait

Flat Wall Mounts




## CQUAD Systems

- Pre-assembled components easily bolt together
- Ships in standard size shipping boxes
- Can be assembled by a single installer
- Compatible with Crimson mount models C37, C55V, C63 and C65
- Attaches to any 1.5" NPT threaded pipe

### CQUAD55V



### CQUAD63



## ADCPU50

### Retrofit System

- Neatly hides components from public view
- Ideal for public spaces, such as airports and stadiums
- Compatible with Crimson mount models C55V and C65

### ADCPU50



### CV100

Adjustable height ceiling mount for 10" to 32" flat panel screens. Continuous tilt of 25° forward, 360° rotation. Attach to Unistrut or structural ceiling.



### C63-60A

Complete ceiling installation kit with 3-5' drop adjustment for 37" to 63" displays.



### C65D

Ceiling mount box and Universal screen adapter assembly for 37" to 65"+ dual displays (landscape or portrait).



Ceiling Mounts

Ceiling Kits

Multi-Display Ceiling Kits

Color/Model		Display Size	Description	Max Mounting Pattern	Load Capacity	Tilt° +/-	Drop Length	Complete Kit
	● C37	13-37"	Ceiling mount for 13" to 37" monitors	200x200mm	80 lb	20°/0°	-	-
	● C37D	13-37"	Back to back ceiling mount for dual 13" to 37"	200x200mm	80 lb per display	20°/0°	-	-
	● C55V	32-55"+	Ceiling mount for 32" to 55"+ displays	400x400mm	100 lb	15°/5°	-	-
	● C55DV	32-55"+	Back to back ceiling mount for dual 32" to 55"+	400x400mm	100 lb per display	15°/5°	-	-
	● C63	37-63"+	Universal ceiling mount for 37" to 63"+ displays	723x501mm	200 lb	20°/0°	-	-
	● C63D	37-63"+	Back to back ceiling mount for dual 37" to 63"+	723x501mm	150 lb per display	20°/0°	-	-
	● C65	37-65"+	Universal ceiling mount for 37" to 65"+ displays	800x672mm	200 lb	15°/5°	-	-
	● C65D	37-65"+	Back to back ceiling mount for dual 37" to 65"+	800x672mm	150 lb per display	15°/5°	-	-
	● CV100 ○ CV100(W)	10-32"	Unistrut ceiling kit with adjustable drops for 10" to 32"	100x100mm	50 lb	25°/0°	3-5' 5-9' 8-15'	Yes
	● CV100S ○ CV100S(W)	10-32"	Ceiling kit with telescoping drop for 10" to 32" monitors	100x100mm	50 lb	25°/0°	2-4'	Yes
	● C37-36A ● C37-60A	13-37"	Ceiling kit with 2-3' or 3-5' adjustment for 13" to 37"	200x200mm	80 lb	20°/0°	24-36" 36-60"	Yes
	● C37D-36A ● C37D-60A	13-37"	Back to back kit with 2-3' or 3-5' adjustment	200x200mm	80 lb per display	20°/0°	24-36" 36-60"	Yes
	● C63-18 ● C63-36	37-63"+	Ceiling kit with fixed 18" or 36" drop for 37" to 63"+	723x501mm	200 lb	20°/0°	18" 36"	Yes
	● C63-36A ● C63-60A	37-63"+	Ceiling kit with 2-3' or 3-5' adjustment for 37" to 63"+	723x501mm	200 lb	20°/0°	24-36" 36-60"	Yes
	● C63D-36 ● C63D-60A	37-63"+	Back to back kit with 3' or 3-5' drop for 37" to 63"+	723x501mm	150 lb per display	20°/0°	36" 36-60"	Yes
	● CXT42	13-37"	Ceiling mount kit for extreme tilt, up to 90°	200x200mm	80 lb	70°/90°	-	-
	● C2K55V	32-55"+	Dual ceiling mounted display system	400x400mm	100 lb per display	15°/5°	10'	Yes
	● C2K55DV	32-55"+	Dual back to back ceiling mounted display system	400x400mm	100 lb per display	15°/5°	10'	Yes
	● C2K65	37-65"+	Dual ceiling mounted display system	800x672mm	150 lb per display	15°/5°	10'	Yes
	● C2K65D	37-65"+	Dual back to back ceiling mounted display system	800x672mm	125 lb per display	15°/5°	10'	Yes
	● CQUAD55V	32-55"+	Ceiling mounted quad display system	400x400mm	100 lb per display	15°/5°	10'	Yes
	● CQUAD63	37-60"+	Ceiling mounted quad display system	723x501mm	125 lb per display	20°/0°	10'	Yes
	● CQUAD65	37-60"+	Ceiling mounted quad display system	800x672mm	125 lb per display	15°/5°	10'	Yes




**FlexWall™**

Fully modular mounting solution for creating multi-display video matrices that can be mounted to the wall, floor or flown from the ceiling.

- Fully modular solution for multiple displays 40" to 60"+
- Easily assembled by a single installer
- Infinite width - up to 4 rows high
- Lockable quick release latch extends the display
- Vertical, plumb and lateral shift adjustments
- Per-display easy quote/easy order system
- Safety latch included – engage lock for security
- Includes all necessary components and hardware

**Telescoping**

Telescoping horizontal pipes for quick and easy lateral adjustments



**VWC60**  
3x3 FlexWall™ video matrix


**Easy Access Wiring**

All models come with mounts that pull out 10.75" for easy wiring



**Telescoping**

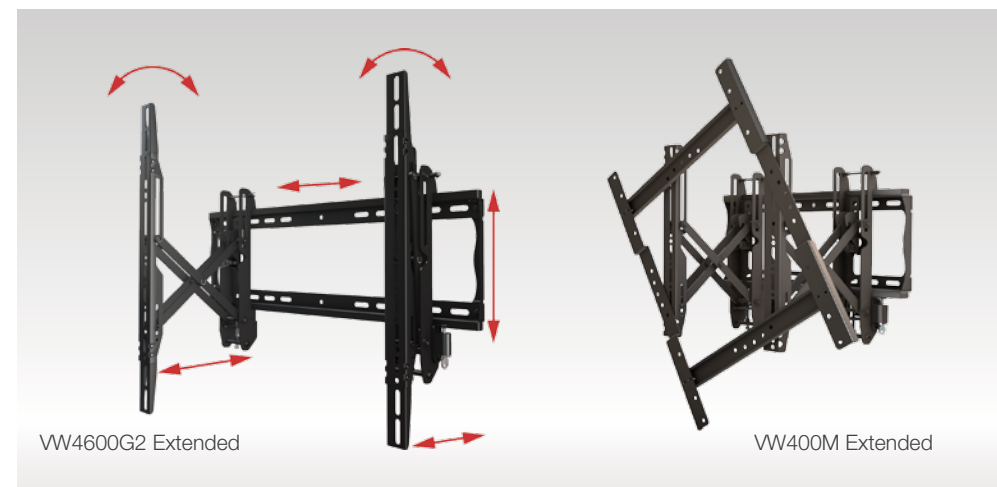
Telescoping horizontal pipes for quick and easy lateral adjustments



Crimson's wall mounted video wall systems offer easy operation and simple maintenance.

**Video Wall Systems**

- Full-featured video wall solution with individually operated push in - pop out mounts
- 10.75" of pull-out extension for easy wiring and maintenance
- Push in - Pop out technology™
- Integrated dual key lock system



**VW4600G2**

Our proprietary Push in - Pop out™ Technology on the VW4600G2 allows a single display to be accessed without any disruption to the rest of the matrix, and the entire grid can be laid out by a single installer.

**VW400M / AD400M (adapter only)**

Allows integrators to configure custom video wall layouts for a unique look and presentation. Fits any display with 400 x 400mm VESA pattern and under 150lb.

**Push in - Pop out technology™**



Color/Model	Display Size	Description	Max Mounting Pattern	Load Capacity	Extension
● VWC47	40-47"	FlexWall™ video matrix flying frame	600x400mm	100 lb per display	10.75"
● VWC60	47-60"	FlexWall™ video matrix flying frame	800x600mm	100 lb per display	10.75"
● VWFC47	40-47"	FlexWall™ video matrix floor to ceiling	600x400mm	100 lb per display	10.75"
● VWFC60	47-60"	FlexWall™ video matrix floor to ceiling	800x600mm	100 lb per display	10.75"
● VFW47	40-47"	FlexWall™ video matrix floor to wall	600x400mm	100 lb per display	10.75"
● VFW60	47-60"	FlexWall™ video matrix floor to wall	800x600mm	100 lb per display	10.75"


Color/Model	Display Size	Description	Max Mounting Pattern	Load Capacity	Depth	Extension
● VW400M ● AD400M	37-60"+	Mosaic Video Wall Mount for any display up to 150 lb and with 400x400	400x400mm	150 lb	3.77"	10.69"
● VW4600G2	37-60"+	Video wall mount with Push in - Pop out™ technology	800x400mm	200 lb	3.39"	10.69"
● VWP4600G2	37-60"+	Video wall mount with Push in - Pop out™ (portrait) technology	400x600mm	200 lb	3.39"	10.69"
● VW4600	37-60"+	Video wall mount	800x400mm	200 lb	3.07"	10.69"
● VWP4600	37-60"+	Video wall mount (portrait orientation)	400x600mm	200 lb	3.07"	10.69"



### Multi-Display Carts

Features a universal design with sturdy rubber casters, enabling smooth and agile mobility, easily fitting through doorways, hallways and other tight spaces. Includes lateral, vertical, horizontal and plumb adjustments and all necessary hardware needed to complete the installation.

- Universal design
- VESA compatible
- Fits through standard doorways
- Lateral, vertical, horizontal and plumb adjustments
- Heavy-duty rubber casters for smooth mobility
- Optional height adjustable tempered glass or metal component shelves
- Integrated cable management for clean look
- Pre-sorted hardware pack for easy installation




**VWM363**  
Multi-display 3x3 cart for 37" to 63"+ displays



Heavy duty casters for smooth mobility

Mounts pull out 10.75" for easy wiring



Custom configurations also available (2x5 shown)

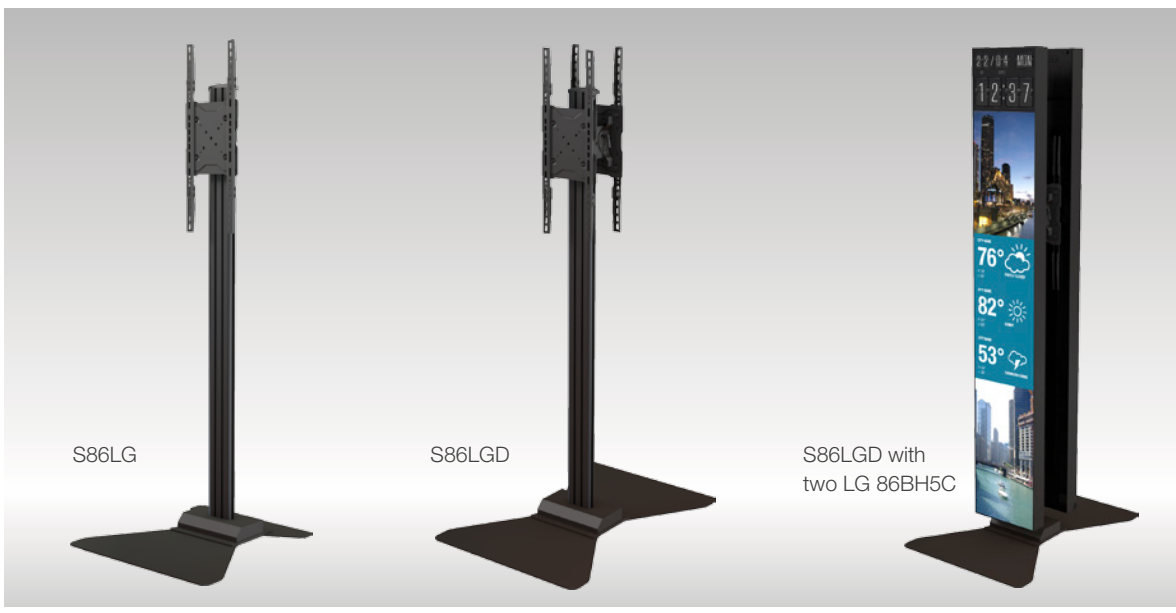


**VWM263**  
Multi-display 2x2 cart for 37" to 63"+ displays

Color/Model		Display Size	Description	Max Mounting Pattern	Load Capacity	Tilt° +/-	Height (floor to top of post)
	● RSM100	70"+	Mobile cart for large format and interactive displays up to 300 lbs.	1351x757mm	300 lb	15°/ 5°	71.6"
	● RSS100	70"+	Floor stand for large format and interactive displays up to 300 lbs.	1351x757mm	300 lb	15°/ 5°	67.87"
	● S86LG	37-86"+	Portrait floor stand for displays up to 150 lb and 200x600	200x672mm	150 lb	7.5°/ 0°	68.24"
	● S86LGD	32-86"+	Back to back portrait floor stand for displays up to 100 lb and 200x600	200x672mm	100 lb per display	7.5°/ 0°	68.24"

### S86LG & S86LGD

Designed for the LG ultra stretch 86" display (86BH5C), the S86LG is designed for a single display and the S86LGD is designed for back-to-back displays. Includes universal mounting brackets to handle up to a 200mm wide by 600mm tall VESA pattern.



Designed For LG's 86BH5C 86" Stretch Screen

### RSM100 & RSS100

Heavy duty floor stand and mobile cart for displays larger than 70".

- Supports Microsoft Surface Hub
- Includes lockable tilting vertical brackets
- Two locking verticals for added security
- Optional component panel and back cover for clean and secure placement of components
- Through-column cable routing for an uncluttered look
- Optional shelf options that can be added at any time
- Cord wrap claws for storing up to 50' of heavy gauge extension cable
- Pre-sorted hardware pack for easy installation



**RSM100**



**RSS100**

Supports Microsoft Surface Hub

Color/Model	Display Size	Description	Max Mounting Pattern	Load Capacity	Tilt° +/-	Height (floor to top of post)
● VWM263	37-63"+	Multi-display 2x2 cart for 37" to 63"+ displays	800x400mm	100 lb per display	15°/15°	72.05"
● VWM363	37-63"+	Multi-display 3x3 cart for 37" to 63"+ displays	800x400mm	100 lb per display	15°/15°	89.57"





### M90

Heavy Duty Mobile Cart for displays larger than 60"

#### Four Display Height Positions

Regardless of whether a 65" or 90" display is installed, achieve the perfect viewing angle by choosing from four height positions.

#### Configurable Shelves

Choose from multiple shelf options. Flat component shelves can be mounted in front or behind the display and are vertically adjustable. Side shelves are vertically adjustable, can pivot from front to back and retract for storage. Adjustable top shelf is ideal for a speaker or video camera.

#### Optional Back Cover

For clean and tamper-proof installation of components the optional panel and back cover provide a practical and aesthetically pleasing way to attach components such as media players and cabling.

#### Integrated Cord Management

Through-column cord management for a clean installation. Also includes cord wrap claws, capable of storing up to 50' of heavy gauge cord at the base.



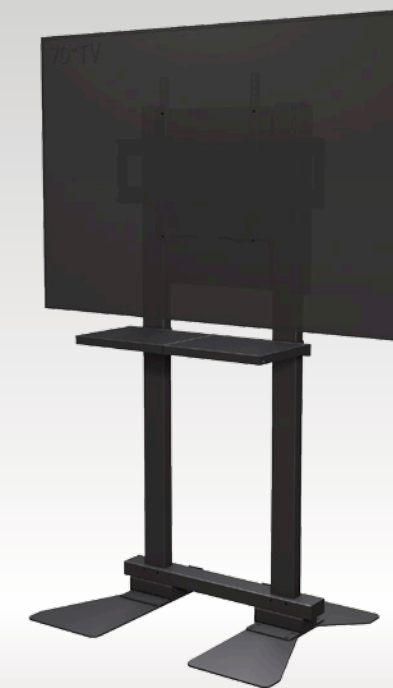
UL Listed (includes most configurations with shelves)



### S90

Heavy duty floor stand for displays larger than 60". Includes integrated security locks and continuous or incrementally locking tilt settings.

- Achieve the perfect viewing angle by choosing from four different height positions
- Continuous or incrementally locking tilt
- Integrated lock and key security system
- Through-column cable routing for an uncluttered look
- Optional shelf options that can be added at any time
- Cord wrap claws for storing up to 50' of heavy gauge extension cable
- Flat base designed for high traffic areas



\*shown with optional shelf MS9B

### SK65/MK65

Stationary kiosk stand and cart for 37" to 65" displays. Our NEW Kiosk Display Stand features a universal design, variable tilt angles, and a flat, stationary base which makes it an ideal solution for interactive commercial displays up to 65" in size located in highly-trafficked public areas.

- Universal design
- VESA compatible
- Incremental tilt adjustment
- Optional tempered glass or metal component shelves
- Flat base designed for high traffic areas
- Easy breakdown and assembly
- Integrated cable management for clean look



SK65

MK65

Color/Model	Display Size	Description	Max Mounting Pattern	Load Capacity	Tilt° +/-	Max TV Height (center of TV)
● M90	60"+	Mobile cart for displays larger than 60" (base model)	800x500mm	300 lb	15°/5°	70.4"
● M90LS	60"+	Mobile cart with back panel and cover for displays 60"+	800x500mm	300 lb	15°/5°	70.4"
● M90LT	60"+	Mobile cart with single side shelf, back plate and cover	800x500mm	300 lb	15°/5°	70.4"
● M90LTZ	60"+	Mobile cart with single side shelf, front/back shelf, back panel and cover	800x500mm	300 lb	15°/5°	70.4"
● M90EDU	60"+	Education specific mobile cart for displays larger than 60"	800x500mm	300 lb	15°/5°	70.4"
● M90XL	60"+	Mobile cart with two side shelves, top shelf, front/back shelf, back panel and cover	800x500mm	300 lb	15°/5°	70.4"
● S90	60"+	Floor stand for displays larger than 60"	800x500mm	300 lb	15°/5°	70.4"
● SK65 ● MK65	37-65"	Kiosk Display Stand for 37" to 65" displays Kiosk Display Cart for 37" to 65" displays	690x672mm	150 lb	0°/75°	42.2" 45.6"

Carts & Stands



#### M90

The base model includes both, flat mounting brackets as well as tilt brackets with built in dual keyed locks. Features through-column cord management, cord wrap brackets capable of holding 50 feet of heavy gauge extension cable and removable handles for safely transporting the cart. Constructed of heavy duty high grade steel with epoxy powder coating and heavy duty lockable casters.



#### M90LS

**Base Model + Back Panel and Cover**  
The base model with the addition of the MPC9 back panel and cover, for professionally concealing additional components, such as media players, surge protection units and cables. Removable cover swings open for easy access during maintenance and includes security screws to prevent unauthorized removal in the field.



#### M90LT

**Base Model + Back Panel and Cover + Single Side Shelf**  
Same as the M90LS, with additional side shelf MS9S. Side shelf may be attached to either the right or left side of the cart and can be removed at any time if needed. Once installed, the shelf may be easily adjusted to the desired vertical height, without tools. Perfect for presentation laptops, the side shelf can be adjusted continuously from 45° in front to 45° behind the display.



#### M90LTZ

**Base Model + Back Panel and Cover + Two Side Shelf + Front/Back Shelf**  
Includes all the components of the M90LT, with addition of the component shelf MS9B. This heavy duty all steel shelf can be mounted either in the forward (in front of the display) or back position (behind the display). The height can be set to any desired position. Ideal for holding heavy components up to 50 lb.




#### M90EDU

**Base Model + Back Panel and Cover + Two Side Shelves + Top Shelf**  
Specifically configured with the classroom in mind, this model includes the MS9S back panel and cover for neatly housing components and preventing unwanted tampering in the field. Also includes two side shelves for placing a laptop, other components or for use as a general work surface. The adjustable top shelf is ideal for a speaker or video camera.




#### M90XL

**Base Model + Back Panel and Cover + Two Side Shelves + Top Shelf + Front/Back Shelf**  
The fully loaded M90XL comes with every shelf option, including two side shelves as well as back panel and cover system for professional, aesthetically pleasing installation.




#### MPC9

**Back Panel and Cover System**  
Perforated back panel is very handy for attaching components and managing cables. Back cover hides the components out of sight as well as prevents unexpected tampering with components. After cover is installed, it may be lifted without completely removing it, to easily access components. Security screws are included to prevent removal in the field.



#### MS9S

**Side/Laptop Shelf**  
Installs on either right or left side. Continuous vertical adjustment. Retractable for transporting and storage. 35lb capacity.



#### MS9B

**Front/Back Shelf**  
Solid heavy duty shelf can be installed either on the display side or behind the display. Continuous vertical adjustment. 50lb capacity.



#### MS9T

**Top Shelf**  
Vertically adjustable top component shelf. Ideal for placing a speaker or video camera for video conferencing.



Integrated cord management openings along both columns and integrated cord claws capable of holding up to 50 feet of heavy gauge electrical cord.



## S46PC

Collapsible floor stand for 32" to 55"+ displays

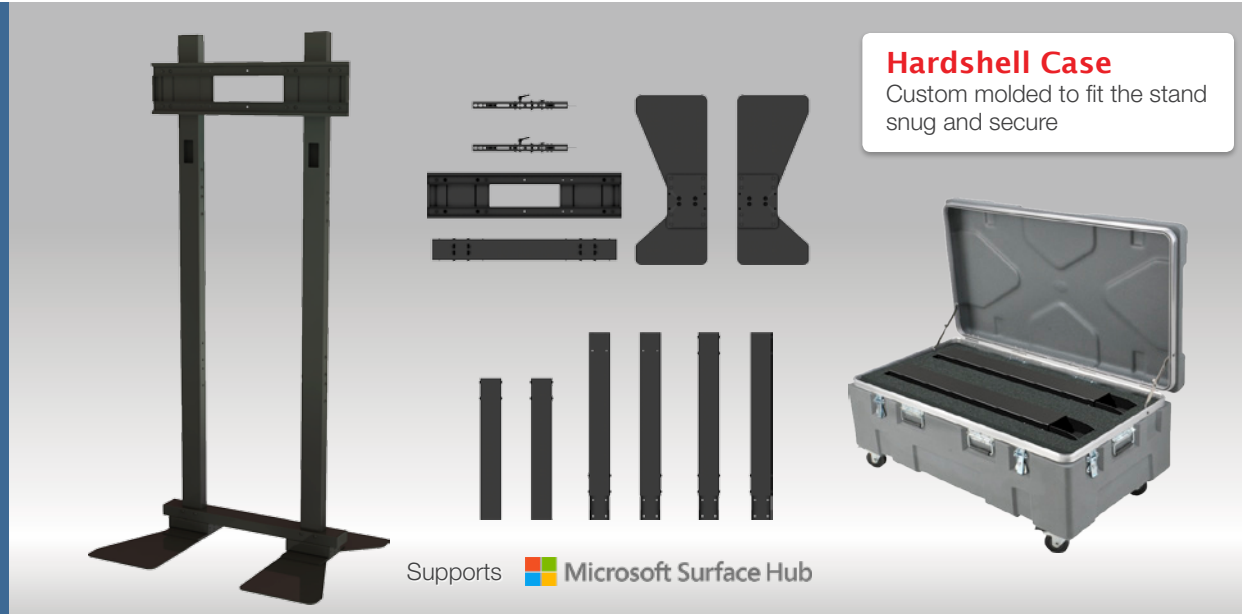
- Fully adjustable display height from 37.2" to 62.8".
- Landscape or portrait display orientation.
- VESA compatible up to 400x400mm.
- Quickly collapses for easy breakdown and reassembly.
- Through-column cable routing for an uncluttered look.
- Optional universal adapter U756 fits up to 723x501mm hole pattern.



## S90RSC

Portable floor stand for displays larger than 70"+

- Modular design for easy transportation and storage
- Choose model with or without storage/shipping case
- Heavy duty construction for multiple deployments
- Flat base ideal for high traffic areas such as trade shows
- Best in class continuous vertical adjustment places middle of display up to 72" from floor
- Vertical pole height 86.79"



## M63

Mobile display cart for single 37" to 63"+ displays



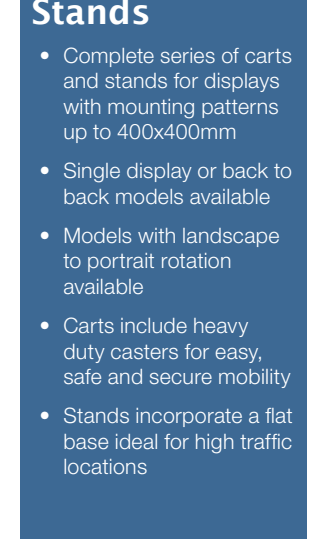
## S63

Stationary floor stand for single 37" to 63"+ displays



## SV100

Small monitor floor stand for up to 100x100mm VESA pattern




## 55V Series Carts and Stands

- Complete series of carts and stands for displays with mounting patterns up to 400x400mm
- Single display or back to back models available
- Models with landscape to portrait rotation available
- Carts include heavy duty casters for easy, safe and secure mobility
- Stands incorporate a flat base ideal for high traffic locations



	Color/Model	Display Size	Description	Max Mounting Pattern	Load Capacity	Tilt° +/-	Max Height(floor to display center)	
Carts	● M46P	32-55"+	Collapsible mobile cart for 32" to 55"+ displays	400x400mm	100 lb	5°/15°	64.5"	
	● M46PC	32-55"+	Collapsible cart with protective case	400x400mm	100 lb	5°/15°	64.5"	
	● M55V	32-55"	Mobile cart with height and tilt adjustment for 32" to 55" displays	400x400mm	150 lb	15°/5°	68.4"	
	● M55VLP	32-55"	Mobile cart with post-installation Landscape to Portrait rotation	400x400mm	150 lb	15°/5°	68.4"	
	● M55DV	32-55"	Back to Back Mobile cart with height and tilt adjustment	400x400mm	100 lb per display	15°/5°	68.4"	
	● M55DVLP	32-55"	Back to Back Mobile cart with post-installation Landscape to Portrait rotation	400x400mm	100 lb per display	15°/5°	68.4"	
	● M63	37-63"+	Mobile cart for 37" to 63"+ displays	723x501mm	150 lb	15°/5°	70.75"	
	● M631	37-63"+	Mobile cart with metal shelf for 37" to 63"+	723x501mm	150 lb	15°/5°	70.75"	
	Stands	● S46P	32-55"+	Collapsible floor stand for 32" to 55"+ displays	400x400mm	100 lb	5°/15°	62.8"
		● S46PC	32-55"+	Collapsible floor stand with protective case	400x400mm	100 lb	5°/15°	62.8"
● S55V		32-55"	Floor stand with height and tilt adjustment for 32" to 55" displays	400x400mm	150 lb	15°/5°	60.24"	
● S55VLP		32-55"	Floor stand with post-installation Landscape to Portrait rotation	400x400mm	150 lb	15°/5°	60.24"	
● S55DV		32-55"	Back to Back floor stand with height and tilt adjustment	400x400mm	100 lb per display	15°/5°	60.24"	
● S55DVLP		32-55"	Back to Back floor stand with post-installation Landscape to Portrait rotation	400x400mm	100 lb per display	15°/5°	60.24"	
● S63		37-63"+	Floor stand for 37" to 63"+ displays	723x501mm	150 lb	15°/5°	65"	
● S631		37-63"+	Floor stand with metal shelf for 37" to 63"+ displays	723x501mm	150 lb	15°/5°	65"	
● SV100		10-32"	Small monitor floor stand with adjustable height	100x100mm	20 lb	0°/25°	65.7"	
● S90RS		60"+	Portable floor stand for large displays (pole height 86.79")	800x500mm	300 lb	15°/5°	72"	
● S90RSC	60"+	Portable floor stand for large displays with case (pole height 86.79")	800x500mm	300 lb	15°/5°	72"		






### Desktop Stands for Any Situation

The DSA Series articulating dual link monitor arms are a sleek and stylish solution that deliver perfect landscape or portrait oriented monitor positioning while freeing up valuable workspace. These elegant yet heavy-duty spring-loaded, full motion mounts accommodate monitors and associated accessories weighing up to 30 lb. Ability to lock down both tilt and rotation make the DSA Series an excellent choice for high traffic areas where the monitor position is changed multiple times per day.



**DS50HL**  
Bolt down security table stand

- DS50HL**
- Integrated security at every connection point
  - One touch proprietary lock and key system for added security
  - 0-30 or 0-45 degree rotation option
  - Through column cable management
  - Universal design fit screens up to 454x401mm



Color/Model	Display Size	Description	Max Mounting Pattern	Load Capacity	Tilt° +/-	Multi-Monitor
● DSH2	10-24"	Dual monitor desktop stand (side by side)	100x100mm	30 lb per monitor	25°/5°	Yes
● DSV2	10-24"	Dual monitor desktop stand (vertically aligned)	100x100mm	30 lb per monitor	25°/5°	Yes
● DS1	10-26"	Single monitor desktop stand	100x100mm	30 lb	25°/5°	No
● DS134	13-34"	Single desktop stand for 13 to 34" monitors	200x200mm	30 lb	25°/5°	No
● DS46	24-46"+	Single desktop stand for 24" to 46"+ displays	450x402mm	120 lb	-	No
● DS50HL	32-55"	Desktop stand for 32" to 55" displays with integrated security at all connection points	454x400mm	150 lb	-	No
● DS55	32-55"	Single desktop stand for 32" to 55" displays	723x501mm	150 lb	-	No
● DS65	32-65"+	Single desktop stand for 32" to 65"+ displays	665x601mm	150 lb	-	No
● DS84	32-84"+	Single monitor desktop stand for extra large displays	723x501mm	200 lb	-	No

Color/Model	Display Size	Description	Max Mounting Pattern	Load Capacity	Tilt° +/-	Locking Tilt	Landscape to Portrait
● DSA11C	10-32"	1 monitor/1 link desktop arm with edge clamp base	100x100mm	30 lb	30°/90°	Yes	Yes
● DSA11F	10-32"	1 monitor/1 link desktop arm with flush mount base	100x100mm	30 lb	30°/90°	Yes	Yes
● DSA11H	10-32"	1 monitor/1 link desktop arm with through-hole base	100x100mm	30 lb	30°/90°	Yes	Yes
● DSA11P	10-32"	1 monitor/1 link arm with pole attachment	100x100mm	30 lb	30°/90°	Yes	Yes
● DSA11W	10-32"	1 monitor/1 link desktop arm with wall plate	100x100mm	30 lb	30°/90°	Yes	Yes
● DSA12C	10-32"	1 monitor/2 link desktop arm with edge clamp base	100x100mm	30 lb	30°/90°	Yes	Yes
● DSA12F	10-32"	1 monitor/2 link desktop arm with flush mount base	100x100mm	30 lb	30°/90°	Yes	Yes
● DSA12H	10-32"	1 monitor/2 link desktop arm with through-hole base	100x100mm	30 lb	30°/90°	Yes	Yes
● DSA12P	10-32"	1 monitor/2 link arm with pole attachment	100x100mm	30 lb	30°/90°	Yes	Yes
● DSA12W	10-32"	1 monitor/2 link desktop arm with wall plate	100x100mm	30 lb	30°/90°	Yes	Yes
● DSA21C	10-32"	2 monitor/1 link arm system with edge clamp base	100x100mm	30 lb	30°/90°	Yes	Yes
● DSA21F	10-32"	2 monitor/1 link arm system with flush mount base	100x100mm	30 lb	30°/90°	Yes	Yes
● DSA21H	10-32"	2 monitor/1 link arm system with through-hole base	100x100mm	30 lb	30°/90°	Yes	Yes
● DSA21P	10-32"	2 monitor/1 link arm system with pole attachment	100x100mm	30 lb	30°/90°	Yes	Yes
● DSA21W	10-32"	2 monitor/1 link desktop arm with wall plate	100x100mm	30 lb	30°/90°	Yes	Yes
● DSA22C	10-32"	2 monitor/2 link arm system with edge clamp base	100x100mm	30 lb	30°/90°	Yes	Yes
● DSA22F	10-32"	2 monitor/2 link arm system with flush mount base	100x100mm	30 lb	30°/90°	Yes	Yes
● DSA22H	10-32"	2 monitor/2 link arm system with through-hole base	100x100mm	30 lb	30°/90°	Yes	Yes
● DSA22P	10-32"	2 monitor/2 link arm system with pole attachment	100x100mm	30 lb	30°/90°	Yes	Yes
● DSA22W	10-32"	2 monitor/2 link desktop arm with wall plate	100x100mm	30 lb	30°/90°	Yes	Yes

Desktop Stands

### Accessories to customize your desktop stand

A number of accessories are available to customize your desktop stand. Choose from extension adapters, bases and more.





Accessories for placing or mounting components such as DVR's, media players and servers.



Component Shelves and Brackets

Color/Model	Description	Shelf Dimensions	Load Capacity
● WF1	Single shelf	16.9" x 11.8"	50 lb
● WA1	Single shelf wall system	16.9" x 11.8"	50 lb
● WA2	Dual shelf wall system	16.9" x 11.8"	50 lb each
● WA3	Triple shelf wall system	16.9" x 11.8"	50 lb each
● ADC600	Video conferencing shelf accessory	10.24" x 3.9"	20 lb
● ADCPU	CPU/DVD/Media player accessory	7.25" x 1.25"	20 lb
● DVD2100	Component bracket for articulating and ceiling mounts (max component size 18"x1.8" / 18"x3.81" with extenders)	-	20 lb
● CLAMP3	Clamp attaches to unistrut, pipe or any round/rectangular structure up to 3.5" in diameter	-	125 lb
● MSM	Steel shelf for carts or stands	20" x 12"	50 lb
● MSG	Tempered glass shelf for carts or stands	16.9" x 11.8"	50 lb

Color/Model	1.5" NPT Interface	Description	Product Finish	Load Capacity	Compatible With
● RW12	Yes	Wall mount with 1.5" NPT interface	epoxy powder coat	60 lb	RP12, RW90
● RF24	Yes	Heavy duty parapet mount with 1.5" NPT interface	epoxy powder coat	50 lb	REX20
● RW24	Yes	Heavy duty wall/parapet mount with 1.5" NPT interface	epoxy powder coat	50 lb	REX20
● RP12	-	Pole mount Adapter	epoxy powder coat	75 lb	RW12
● RW90	-	Corner mount bracket	epoxy powder coat	75 lb	RW12
● CAR4	Yes	Ceiling mount junction box with 1.5" NPT interface	epoxy powder coat	75 lb	E/EA Series
● REX20	-	20" Vertical extension for the RF24 and RW24	epoxy powder coat	50 lb	RF24, RW24







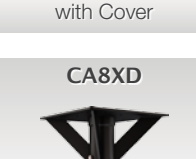



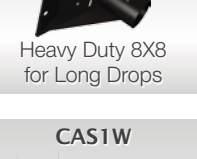
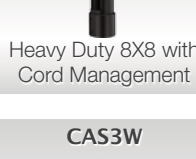


**Security**  
 A complete line of heavy duty security camera mounts and accessories are available for indoor and outdoor use. Made from durable aluminum with a scratch resistant epoxy powder coating to withstand the elements, each will last for years to come.

- Roof/Wall/Parapet mounts
- Corner mounts
- Pole mount adapters
- Extension pipes
- Compatible with all camera domes utilizing a standard 1.5" NPT interface



### Ceiling Mount Accessories

Choose from a variety of professional grade accessories. Whether attaching to beams, trusses or Unistrut, we have the hardware needed to complete your installation.

 Single Joist Adapter	 Single Joist Adapter with Cover	 Dual Joist Adapter	 General Purpose 4X4	 General Purpose 8X8
 Heavy Duty 8X8 for Long Drops	 Heavy Duty 8X8 with Cord Management	 I-Beam Adapter	 Pipe Truss Adapter	 Decorative Escutcheon Plate
 Quick-Connect Suspended Adapter	 Quick-Connect Suspended Adapter	 Truss Adapter	 Vaulted Adapter	* Available with unistrut hardware. Use models CAU1, CAU4, CAU8 and CAU8HD.

### Pipes

Our pipes, connectors, extensions and columns provide all of the customization you'll likely need. An assortment is shown, but like our other accessories, check our website for a complete selection. Any time you need assistance, call or email us. We're happy to help.

 Fixed Extension Columns	 Adjustable Extension Columns	 Pipe Connector
 Pipe Connector with Cord Management	 Rotating Tube Connector	 90° Connector
 Sliding Collar	 Threaded T Collar with Horizontal Slide	 Slide Collar with Two Threaded Points

E-SERIES PIPE		EA-SERIES PIPE	
Model	Drop Length	Model	Drop Length
E04	4"	*EA0611/W	6" - 11"
*E06/W	6"	EA01218	12" - 18"
*E1/W	12"	EA01824	18" - 24"
E018	18"	EA23	2' - 3'
E2	2'	EA24	2' - 4'
E3	3'	EA35	3' - 5'
E4	4'	EA46	4' - 6'
E5	5'	EA68	6' - 8'
E6	6'	EA810	8' - 10'
E7	7'	EA1012	10' - 12'
E8	8'		
E9	9'		
E10	10'		

\* Available in black or white

### Extenders

Expand the range of your Crimson mount by adding double stud wall plates, VESA adapter extenders, pipe clamps and other helpful accessories.

 200X100mm	 125mm Universal Tilt Extender	 300x300mm adapter	 400X400mm	 400X400mm
 200X200mm	 400X200mm	 400X300mm	 JR3 Extender Plates	 Pole & Truss Clamps for Flats/Tilts/Arms






### In-Wall Mounting Systems

VersaFit™ is an acclaimed in-wall mounting system that's perfect for retrofit and new construction applications. Designed to house a compatible Crimson mount with room for additional components, VersaFit™ is available in black or white, features two standard-size junction box knockouts that comply with all US electrical codes, a self measuring and leveling feature, and includes a pre-drilled hole and screw for ground wire connections.

 VersaFit™ In-Wall Box	 VersaFit™ In-Wall Box
--	--

### Other

Add video conferencing shelves, component shelves, wire management plates and other useful accessories to maximize functionality and provide a clean looking finish.

 CPU to Pole or Wall Attachment Bracket	 Universal CPU/Control Box Bracket	 Universal CPU/control box bracket for C55V & C65	 Camera Shelf	 Extrusion Adapter
---	--	--	---	--

### Carts & Stands

Our carts and stands are already extremely versatile, but we've also made extra shelves and casters available in case you want to customize them further.

 Four-Piece Caster Set	 Glass Shelf	 Metal Shelf	 Universal Adapter
--	--	--	--

### Hardware

Just in case you need hardware for your installation, we also have a variety of anchors, toggle bolts and unistrut hardware items to choose from.

 Tilt Lock Pin	 Extends DVD2100 from 3.1" to 3.81"	 90° Rotation	 20" Dual Stud Adapter	 DVD Player Accessory	 Speaker Bar Mount	 Cord Management Plate
--	---	--	--	---	--	--

 3/8" or 5/16" Concrete Expansion Anchors	 Standoff Spacer Kit	 Toggle Bolts	 Unistrut Hardware
--	--	---	--

## Custom solutions you can count on

We pride ourselves in manufacturing a comprehensive assortment of AV mounting solutions for nearly any display, structure or application. While this equates to more than 250+ SKUs in the mix, we recognize that every installation is unique and that sometimes the best solution is a custom one.

For these reasons, we design Crimson products to be modular, with interchangeable components whenever possible, so that we can provide custom mount solutions to ensure you've got the right mounts and accessories for the task at hand.



Don't worry, we don't view this as a profit center. Instead, we view it as customer service and we are here to assist you every step of the way. It's our goal to make sure you find the right solution, and that you always have what you need the first time around.

The process is easy. Simply gather the pertinent details and contact us. We'll help put together the components you need to create the mount solutions your installation requires.



## Crimson Mission

Crimson maintains a deeply rooted philosophy that AV mounting solutions should be easy to shop for, purchase and install, providing value to the integrator and end user alike, without the typical hassle or "gouging" often experienced elsewhere. We know integrators need one source, one solution, and we aim to deliver. We operate under a lean business model and work tirelessly to produce needed solutions, partnering with our dealers to deliver the products they need for highly competitive prices.





Crimson AV LLC  
1854 Elmdale Ave  
Glenview, IL 60026

ph: 866.668.6888  
fax: 847.919.3483

[www.crimsonav.com](http://www.crimsonav.com)  
[support@crimsonav.com](mailto:support@crimsonav.com)

Copyright © 2017 Crimson AV LLC.



Scan QR code to download full 300  
page catalog:



Print Volume 00017

